

1st Grade

SUMMER

REVIEW

NO PREP PACKET



Colorful Popsicles

Directions: Read the words on each popsicle. Use the color code to color the popsicles.

Color Code

Nouns = red
Verbs = purple
 orange

ball, smell, spicy, build, dog, jump

My Summer Reading Log

Keep track of the books that you read over the summer. Bring it to your new teacher next school year!

Name: _____

Number of minutes read	Parent and student initials

Camping for Adjectives

Directions: Read the words on the backpacks. If the word is an adjective, color the backpack orange. Color all other backpacks brown.

long, people, soft, boat, hop, red

Roll, Add and Color

Directions: Roll 3 dice, add them up and color the picture.

3, 4, 12, 15

10

Working with Commas!

Directions: Add commas to each series of items.

- bucket shovel and sand
- sunglasses sunblock and swimsuit
- goggles flip flops and shells
- lemonade hotdogs and watermelon
- sun water sand and tent
- June July and August
- campfire marshmallows hot dogs and lanterns
- backpack bag and fire

Be sure to add commas.

_____ and _____

_____ and _____

_____ and _____



6 WEEKS OF REVIEW

First Grade Packet

Week 1 Day 1

- Summer Word Search
- R and L Blends
- Time for Vacation!
- Roll, Add and Color

Week 2 Day 1

- ABC Order for Summer
- Camping for Adjectives
- Summer Time Learning
- Roll, Add and Color

Week 3 Day 1

- Plural and Singular Nouns
- Camping ABC Order
- Money Patterns
- Ice Cream Facts

Week 1 Day 2

- Camping for Nouns
- ABC Food Order
- Summer Base Ten Count and Color

Week 2 Day 2

- Summer Texting Codes
- Building Summer Sentences
- Bucket of Crabs (More and Less)

Week 3 Day 2

- Long Vowel Sounds (Long i)
- Spin and Write a Sentence
- Popsicle Math (Input and Output)

Week 1 Day 3

- Summer Vowels
- All About Summer
- Counting Backwards
- Crabby Numbers

Week 2 Day 3

- Camp Out (Verbs and Adjectives)
- Count On (Coins)
- Fact Families

Week 3 Day 3

- Let's Write a Letter
- Least to Greatest
- Summer Graphing

Week 1 Day 4

- Long Vowel Sounds (Long a)
- Camping for Verbs
- Place Value Roll and Write

Week 2 Day 4

- Long Vowel Sounds (Long e)
- Action Words
- Let's Sell Lemonade

Week 3 Day 4

- Spin and Graph Contractions
- Long Vowel Sounds (Long o)
- Roll and Solve Math Facts

Week 1 Day 5

- Compound Words
- Summer Sentences
- More and Less

Week 2 Day 5

- Working with Commas (in a series)
- Silly Sisters (Following Clues)
- Make a Math Sentence

Week 3 Day 5

- Fix it Up Summer Sentences
- Summer Time
- Summer Fact Families

6 WEEKS OF REVIEW

First Grade Packet

Week 4 Day 1

- Popsicle Letters
- How to Build a Sand Castle
- Bears in the Camp (Place Value)
- Summer Items

Week 5 Day 1

- Campout Contractions
- Popsicles or Ice Cream? (writing)
- Fractions for Summer
- Summer Addition

Week 6 Day 1

- Summer Line Up
- Time to Go Camping
- Summer Spinners (coins)

Week 4 Day 2

- Long Vowel Sounds (Long u)
- ABC Order
- Number Fun

Week 5 Day 2

- Summer ABC Order
- Multiples of Five
- Summer Shopping

Week 6 Day 2

- Dogerific Drawings (writing)
- Number Words
- Bar Graphing Ice Cream

Week 4 Day 3

- Nouns, Verbs and Adjectives
- Missing Addends
- Summer Shopping

Week 5 Day 3

- Proper and Common Nouns
- What's the Time?
- Roll, Add and Color

Week 6 Day 3

- Who is the Tallest?
- Word Problems for Summer
- Double Digit Lemonade Addition

Week 4 Day 4

- Summertime Facts or Opinions
- Summer Writing Prompt
- Summer Time

Week 5 Day 4

- Months of the Year
- Caterific Drawings (writing)
- Summer Solutions (listing possibilities)

Week 6 Day 4

- Summer Symmetry
- Double Digit Addition
- Big Brothers (following clues)

Week 4 Day 5

- Summer Story Sequencing
- Parts of Speech (nouns and pronouns)
- Adding and Subtracting

Week 5 Day 5

- Scooping Up Verb Tenses
- Ten More and Ten Less
- Number Riddles


Week 6 Day 5

- Summer Sentences
- Colorful Popsicles (parts of speech)
- Double Digit Popsicles (subtraction)

My Summer Learning Packet




Name _____



Summer Word Search



b	e	a	c	h	p	e	h	f	l
w	b	n	z	t	r	a	o	t	e
a	u	o	c	e	a	n	t	a	m
v	c	w	m	n	s	a	e	n	o
e	k	s	h	o	v	e	l	e	n
s	e	t	o	w	e	l	s	l	a
t	t	g	o	g	g	l	e	s	d
s	w	i	m	s	a	n	d	a	e



swim

shovel

sand

goggles

bucket

tan

ocean

waves

lemonade

hot

beach

towel

Name _____


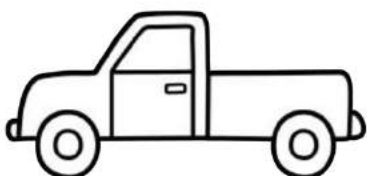

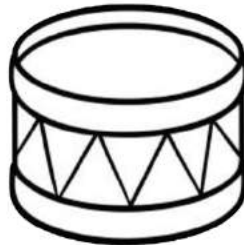
R and L Blends



Directions: Say the name of each picture.


Write the word on the line.

Circle the beginning blend for each word.




Name _____

Time for Vacation!




Directions: Write the hands on the clock to show the correct time.


3:30




10:30




1:30




5:30




2:30




8:30




12:30




7:30




4:30




6:30



9:30




11:30



Name: _____

Roll, Add and Color


Directions: Roll 3 dice, add them up and color the picture.



Name _____








Camping for Nouns



Directions: Read the nouns on the sleeping bags.

Use the color code to color the sleeping bags.

person = red place = orange thing = green



Name: _____

ABC Food Order

Directions: Put the words in ABC order. Write a 1, 2, 3, or 4 by each word.

_____ watermelon

_____ apples

_____ bananas

_____ grapes



_____ corn

_____ beans

_____ carrots

_____ broccoli

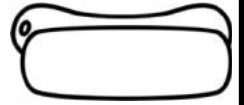


_____ fries

_____ hamburger

_____ hotdog

_____ pizza



_____ cookies

_____ candy

_____ ice cream

_____ cake



_____ pancakes

_____ waffles

_____ oatmeal

_____ cereal



_____ burrito

_____ chips

_____ salsa

_____ taco



_____ lemonade

_____ milk

_____ apple juice

_____ water



_____ steak

_____ ham

_____ chicken

_____ fish

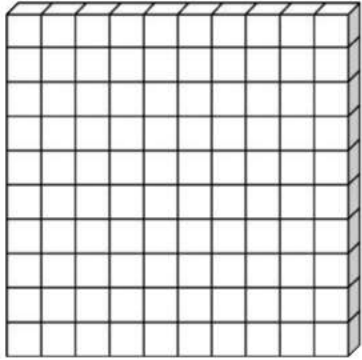


Name: _____

Summer Base Tens Count and Color



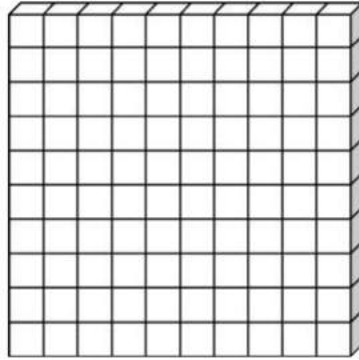
Directions: Read the numbers in each box. Count and color the base ten blocks to match. Answer the questions for each number.



39

___ tens ___ ones

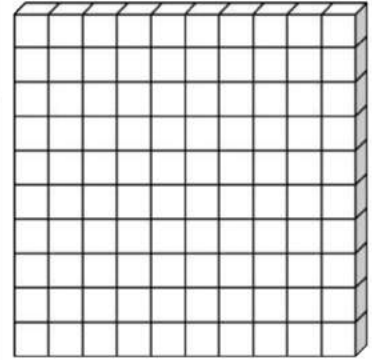
altogether _____



56

___ tens ___ ones

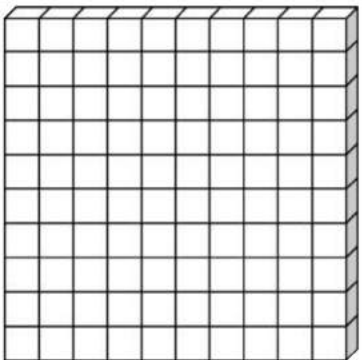
altogether _____



73

___ tens ___ ones

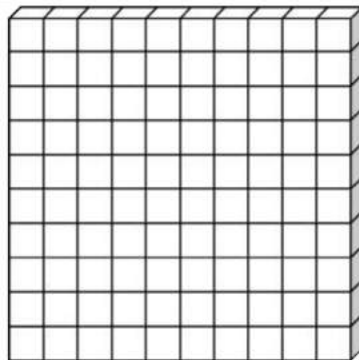
altogether _____



99

___ tens ___ ones

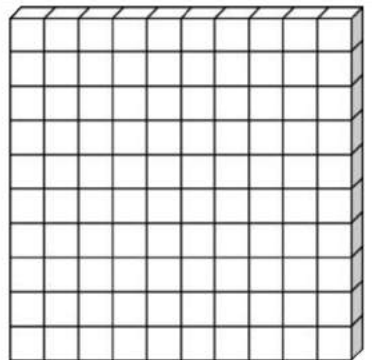
altogether _____



48

___ tens ___ ones

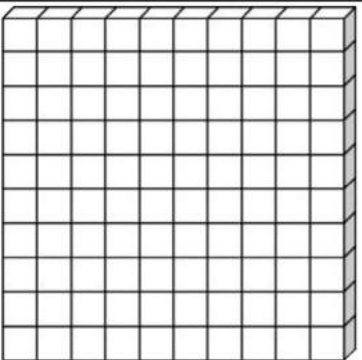
altogether _____



33

___ tens ___ ones

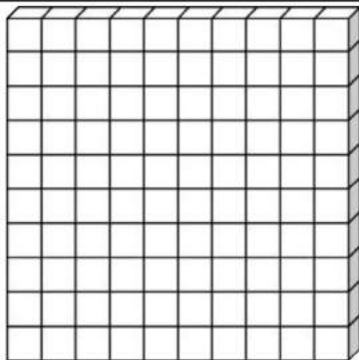
altogether _____



65

___ tens ___ ones

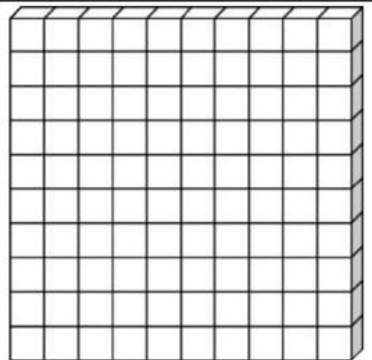
altogether _____



71

___ tens ___ ones

altogether _____



82

___ tens ___ ones

altogether _____

Name _____

Summer Vowels



Directions: Read the words below. Color the long vowel words green. Color the short vowel words red.

stop	leap	mug	sun	sled	lake
smile	bone	pill	beach	ran	tile
stay	rule	stain	sail	rule	shine
cat	tie	bite	still	boat	chin

Directions: Write three sentences using the words from the list above.


1.

2.

3.

Name: _____



All About Summer



Word bank

summer hiking vacation picnic beach
play ocean sunny watermelon shorts
hot popsicle swimming ice cream barbeque

Directions: Use some of the words in the word bank to help you write about summer.




Name _____


Counting Backwards

Directions: Count backwards for each group of items.


Count backwards by 10's



Count backwards by 5's



Count backwards by 2's



Name _____

Crabby Numbers

Directions: Look at the numbers on each bucket. Write the number word that matches the number on the lines.

ten twenty thirty forty fifty
sixty seventy eighty ninety zero



Name _____

Long Vowel Sounds

(Long a Sounds)



Directions: Look at the picture in each box. Write the letters that make up the word in the sound boxes. Write a sentence using the word.

A line drawing of a snake with its tongue flicking out. To its right are four sound boxes: a tall box, a short box, a tall box, and a short box, arranged in a row. Below the boxes are three horizontal lines for writing: a solid top line, a dashed middle line, and a solid bottom line.

A line drawing of a paint palette with a brush resting on it. To its right are four sound boxes: a tall box, a short box, a tall box, and a short box, arranged in a row. Below the boxes are three horizontal lines for writing: a solid top line, a dashed middle line, and a solid bottom line.

A line drawing of a shovel digging into a pile of hay. To its right are four sound boxes: a tall box, a short box, a tall box, and a short box, arranged in a row. Below the boxes are three horizontal lines for writing: a solid top line, a dashed middle line, and a solid bottom line.

A line drawing of a square maze with a small figure at the entrance and an apple at the exit. To its right are four sound boxes: a tall box, a short box, a tall box, and a short box, arranged in a row. Below the boxes are three horizontal lines for writing: a solid top line, a dashed middle line, and a solid bottom line.

A line drawing of a cat sitting and looking forward. To its right are four sound boxes: a tall box, a short box, a tall box, and a short box, arranged in a row. Below the boxes are three horizontal lines for writing: a solid top line, a dashed middle line, and a solid bottom line.

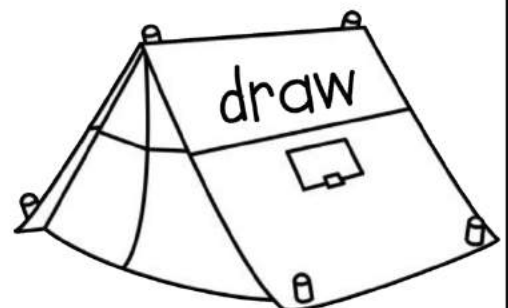
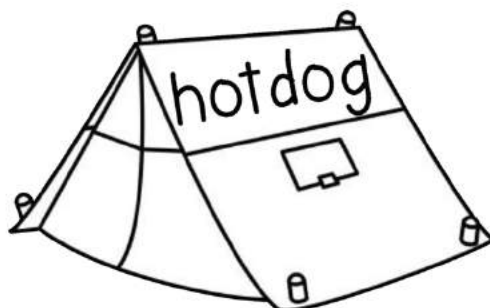
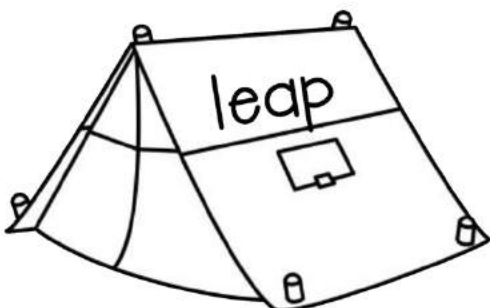
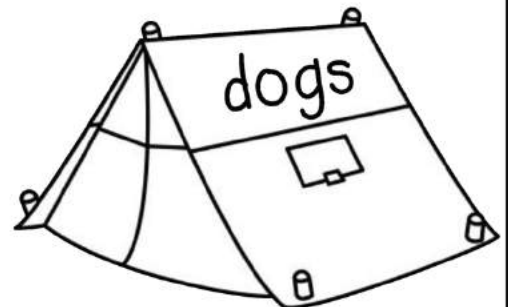
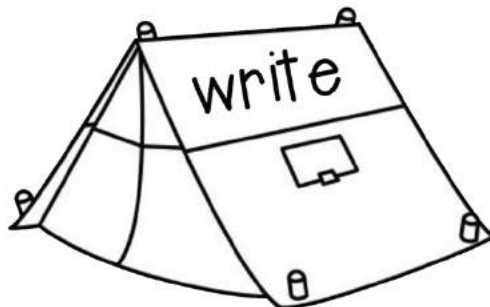
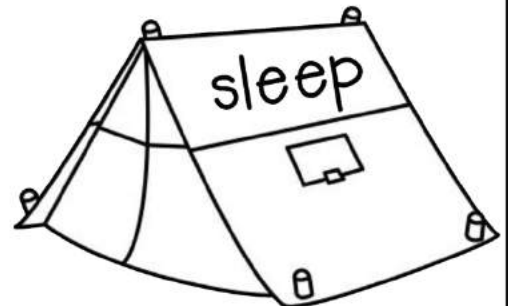
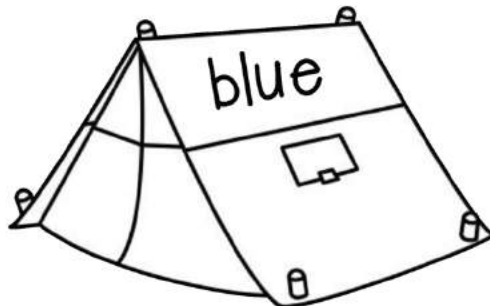
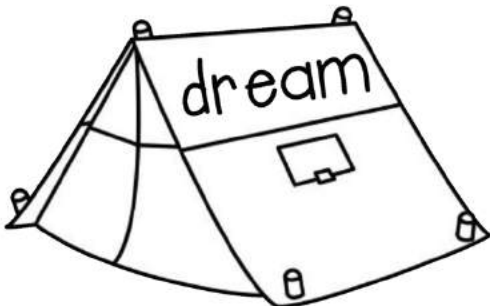
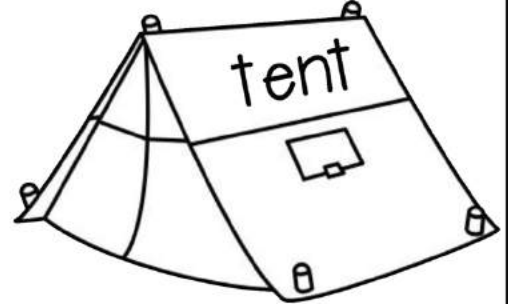
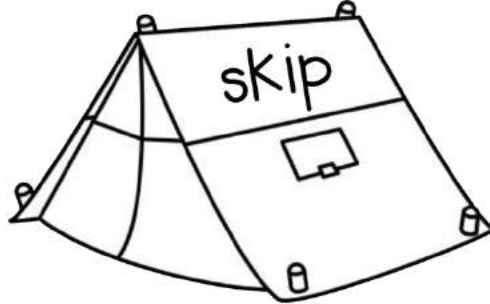
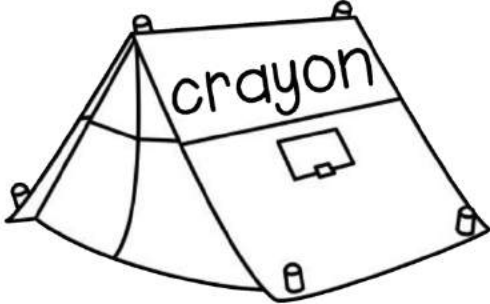
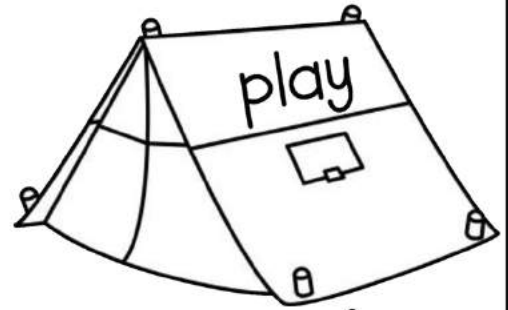
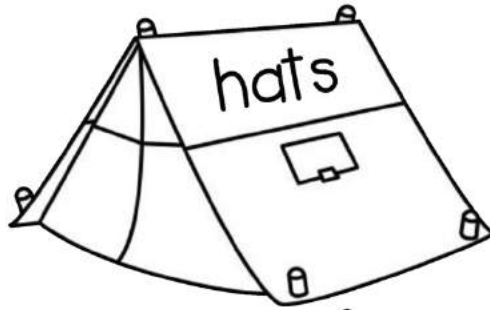
A line drawing of an envelope with a postage stamp and wavy lines indicating postage. To its right are four sound boxes: a tall box, a short box, a tall box, and a short box, arranged in a row. Below the boxes are three horizontal lines for writing: a solid top line, a dashed middle line, and a solid bottom line.

Name _____

Camping for Verbs



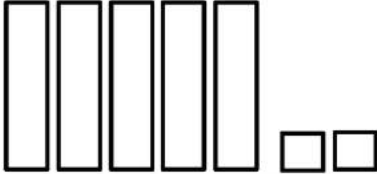
Directions: Read the words on the tents. If the word is a verb, color the tent green. Color all of the other tents yellow.



Name _____

Place Value Roll and Write

Directions: Roll two dice. Put the dice in any order and write the number in the first column. Then, write the number word in the second column and use base ten models to show the number. For example, if you roll a 2 and a 5, you can write the number 25 or 52. The first example has been done for you.

52	fifty-two	

Name _____

Compound Words!



Directions: Write the two words that make up each compound word. Next, put the compound words in ABC order. Finally, write a sentence using two compound words.

ABC Order

1. sandcastle _____ + _____

2. doghouse _____ + _____

3. hotdog _____ + _____

4. backpack _____ + _____

5. sailboat _____ + _____

6. flashlight _____ + _____

7. butterfly _____ + _____

8. ladybug _____ + _____

1. _____

2. _____

3. _____

4. _____

5. _____

6. _____

7. _____

8. _____

Directions: Write a sentence using two compound words.

Name _____

Summer Sentences!

Directions: Choose a word and/or phrase from each column.

Write 5 complete sentences using each word and phrase only once.



Who	Did What	Where
The crab	hopped	in the sand.
My friend	jumped	under an umbrella.
My dog	crawled	by a sea turtle.
I	ran	on the boat.
The seal	slept	near a crab.

1.

2.

3.

4.

5.

Name _____

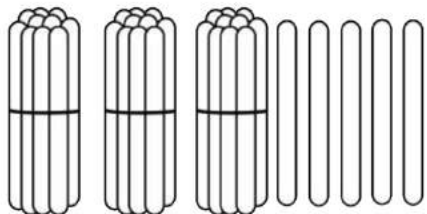
© Annie Moffatt • The Moffatt Girls 2013



More and Less



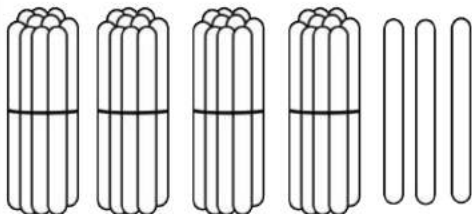
Directions: Count the popsicle sticks and solve the problems.



1 more is _____

10 more is _____

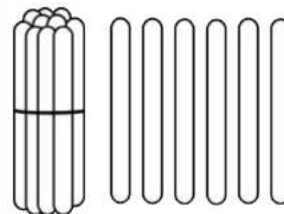
10 less is _____



1 more is _____

10 more is _____

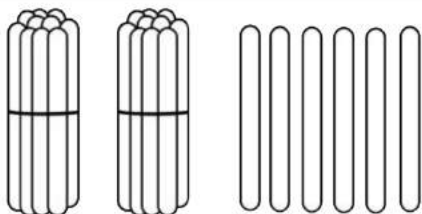
10 less is _____



1 more is _____

10 more is _____

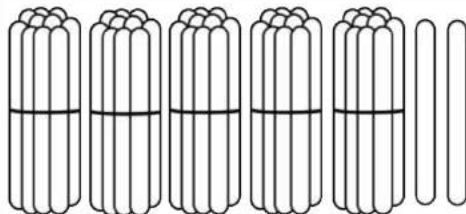
10 less is _____



1 more is _____

10 more is _____

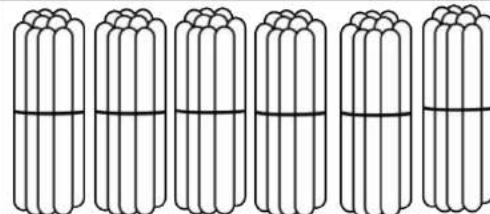
10 less is _____



1 more is _____

10 more is _____

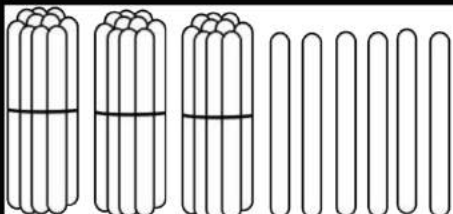
10 less is _____



1 more is _____

10 more is _____

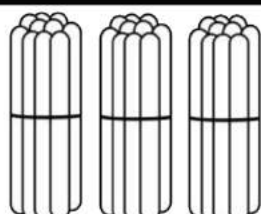
10 less is _____



1 more is _____

10 more is _____

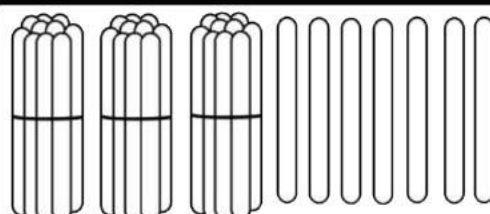
10 less is _____



1 more is _____

10 more is _____

10 less is _____



1 more is _____


10 more is _____

10 less is _____

Name _____

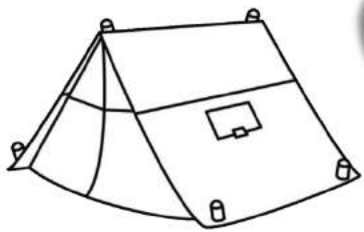
ABC Order for Summer

Directions: Help Sally put her buckets in ABC order.
Write the words as neatly as you can on the lines.




1. _____
2. _____
3. _____
4. _____
5. _____
6. _____
7. _____
8. _____
9. _____

Name _____



Camping for Adjectives





Directions: Read the words on the backpacks. If the word is an adjective color the backpack orange. Color all other backpacks brown.



Name _____

Summer TIME Learning!



Directions: Use a paperclip and pencil to spin a time. Color the clock that matches the time on the spinner!



Name: _____

Roll, Add and Color


Directions: Roll 3 dice, add them up and color the picture.



Name _____

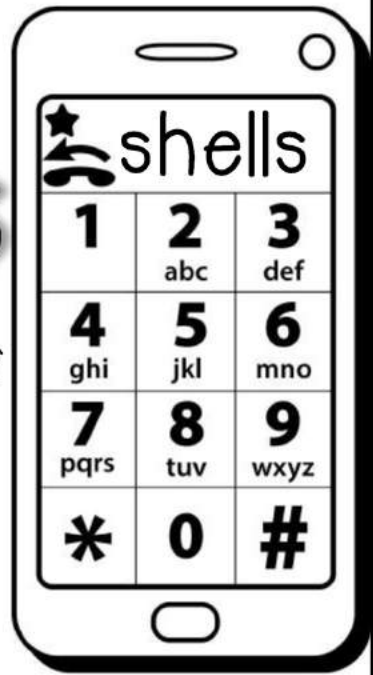
Summer

Texting Codes



Directions: Use the cell phone to find the texting codes for the summer words in each box. Decide if the word is a noun or an adjective and circle it.

The first one has been done for you.



Word: shells
Texting Code:

743557

noun adjective

Word: sunny
Texting Code:

noun adjective

Word: water
Texting Code:

noun adjective

Word: hot
Texting Code:

noun adjective

Word: sandy
Texting Code:

noun adjective

Word: sandcastle
Texting Code:

noun adjective

Word: bucket
Texting Code:

noun adjective

Word: crabs
Texting Code:

noun adjective

Word: melting
Texting Code:

noun adjective

Name: _____

Building Summer Sentences!

Directions: Make four sentences using some of the words provided.

summer

delicious

popsicle

hot

cold

yummy

melting

sweet



1.

2.

3.

4.

Name: _____

Buckets of Crabs



Directions: Look at the number on each bucket.
Use the chart to make a new number.



1 more	
1 less	
10 more	
10 less	
100 more	



1 more	
1 less	
10 more	
10 less	
100 more	



1 more	
1 less	
10 more	
10 less	
100 more	



1 more	
1 less	
10 more	
10 less	
100 more	



1 more	
1 less	
10 more	
10 less	
100 more	



1 more	
1 less	
10 more	
10 less	
100 more	

Name _____

Camp Out

Directions: Read the words at the bottom of the page.

Cut and paste them into the correct columns.

VERBS

ADJECTIVES

Directions: Use the verbs and adjectives to write 3 sentences.

1.

2.

3.

jump

hard

skip

watch

happy

humid

nice

run

yellow

long

play

sleep

Name _____



penny
1 cent



nickel
5 cents



dime
10 cents

Count On!

Directions: Look at the coins in each row. Write the total amount for the coins as you count on. The first one has been started for you.



10



11



12



Total

¢



Total

¢



Total

¢



Total

¢



Total

¢



Total

¢

Name _____

Summer Fact Families




Directions: Use the 3 numbers to write 4 different facts.



_____	+	_____	=	_____
_____	+	_____	=	_____
_____	-	_____	=	_____
_____	-	_____	=	_____




_____	+	_____	=	_____
_____	+	_____	=	_____
_____	-	_____	=	_____
_____	-	_____	=	_____




_____	+	_____	=	_____
_____	+	_____	=	_____
_____	-	_____	=	_____
_____	-	_____	=	_____



_____	+	_____	=	_____
_____	+	_____	=	_____
_____	-	_____	=	_____
_____	-	_____	=	_____



_____	+	_____	=	_____
_____	+	_____	=	_____
_____	-	_____	=	_____
_____	-	_____	=	_____



_____	+	_____	=	_____
_____	+	_____	=	_____
_____	-	_____	=	_____
_____	-	_____	=	_____

Name _____

Long Vowel Sounds

(Long e Sounds)




Directions: Look at the picture in each box. Write the letters that make up the word in the sound boxes. Write a sentence using the word.














Name _____

Action Words



Directions: Read each sentence. Choose the correct verb (action word) to complete the sentence. Write the word on the line.

1. We would like to _____ a sandcastle.
builds build

2. Peg likes to _____ on the tire.
swing swings

3. Max _____ hotdogs on the grill.
cooks cook

4. Jane _____ lemonade.
drink drinks

5. My dog _____ in the pool.
jump jumps

6. He will _____ in the sand.
play plays

7. The popsicles _____ in the hot sun.
melts melt

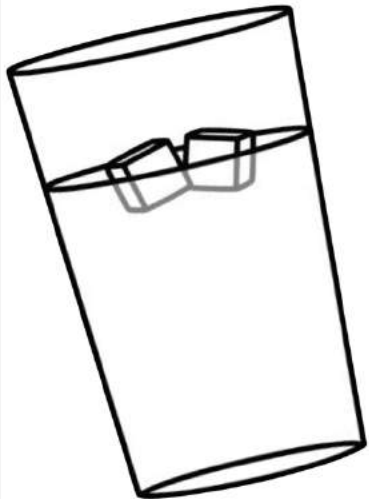
8. Did you _____ hotdogs?
makes make

9. Jack _____ the little red crab.
see sees

10. She _____ on Saturdays.
swim swims



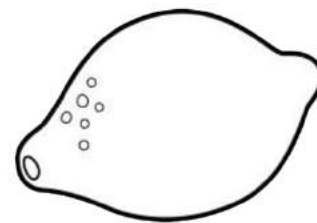
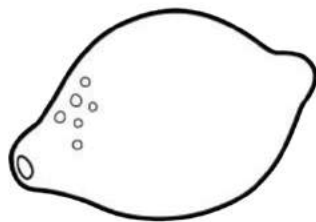
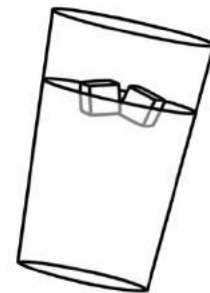
Name _____



Let's Sell Lemonade



Day of the week	# of cups
Sunday	6
Monday	5
Tuesday	7
Wednesday	8
Thursday	12
Friday	9
Saturday	4



Directions: Use the Chart to answer the questions below.

1. What two days did the twins sell the most lemonade?

2. What two days did the twins sell the least cups of lemonade?

3. In all, how many cups of lemonade did they sell on Wednesday and Friday?

4. In all, how many cups of lemonade did they sell Sunday, Monday and Saturday?

5. How many more cups of lemonade did they sell on Thursday than Tuesday?

6. How many more cups of lemonade did they sell on Wednesday than Sunday?

Name _____




Working with Commas!



Directions: Add commas to each series of items.

1. bucket shovel and sand
2. sunglasses sunblock and swimsuit
3. goggles flip flops and shells
4. lemonade hotdogs and watermelon
5. sun water sand and towels
6. June July and August
7. campfire marshmallows hotdogs and lanterns
8. tents sleeping bag and fire
9. owls raccoons and bears
10. fishing oars boats and canoes



Make your own list of words. Be sure to add commas.

1. _____ and _____

2. _____ and _____



3. _____ and _____

4. _____ and _____

Name: _____

Silly Sisters

Directions: Find the names of each sister by reading the clues.
Write their names below the pictures on the line.



Sally is between Susie and Sarah.
Sophia is last.
Sarah is the tallest.

Name _____

Make a Math Sentence

Directions: Add +, - and = between the numbers to make true facts.












5 <input type="text"/>	7 <input type="text"/>	12	4 <input type="text"/>	4 <input type="text"/>	8
10 <input type="text"/>	4 <input type="text"/>	6	6 <input type="text"/>	9 <input type="text"/>	15
15 <input type="text"/>	8 <input type="text"/>	7	11 <input type="text"/>	6 <input type="text"/>	5
6 <input type="text"/>	6 <input type="text"/>	12	10 <input type="text"/>	7 <input type="text"/>	3
10 <input type="text"/>	5 <input type="text"/>	5	7 <input type="text"/>	5 <input type="text"/>	12
9 <input type="text"/>	2 <input type="text"/>	11	8 <input type="text"/>	8 <input type="text"/>	16
12 <input type="text"/>	7 <input type="text"/>	5	9 <input type="text"/>	2 <input type="text"/>	7
8 <input type="text"/>	4 <input type="text"/>	12	15 <input type="text"/>	10 <input type="text"/>	5
13 <input type="text"/>	4 <input type="text"/>	9	7 <input type="text"/>	3 <input type="text"/>	10
17 <input type="text"/>	8 <input type="text"/>	9	12 <input type="text"/>	4 <input type="text"/>	16

Name _____

Plural and Singular Nouns

Directions: Circle the correct noun for each picture. Write the word on the line.

 <p>bucket buckets</p>	 <p>shovel shovels</p>	 <p>flipper flippers</p>
 <p>umbrella umbrellas</p>	 <p>sun suns</p>	 <p>float floats</p>
 <p>swimsuit swimsuits</p>	 <p>glass glasses</p>	 <p>tree trees</p>

Directions: Write two sentences using either a singular or plural noun.

1.

2.

Name _____

Camping ABC Order

Directions: Read the words on the bug spray bottles and write them in ABC order.

ABC Order

1. _____

2. _____

3. _____

4. _____

5. _____

6. _____

7. _____







8. _____

9. _____

10. _____

11. _____

12. _____







































Name _____

© Annie Moffatt © The Moffatt Girls 2013

Money Patterns



Directions: Look at the patterns in each row.
Complete the pattern by writing the value of the coin in the boxes below.
Bonus: How much is each row of coins worth?

									
1¢	5¢								
									
									
									
									
									

Name _____

Ice Cream Facts

Directions: Solve the problems.
Cut and paste them in the correct columns.



True

False



$2 + 7 = 6 + 3$

$2 + 5 = 8 + 0$

$9 + 1 = 7 + 2$

$5 + 2 = 3 + 4$

$4 + 5 = 5 + 3$

$4 + 4 = 3 + 4$

$6 + 4 = 5 + 5$

$10 + 5 = 8 + 6$

$3 + 3 = 6 + 2$

$2 + 4 = 3 + 3$

Name _____

Long Vowel Sounds

(Long i Sounds)





Directions: Look at the picture in each box. Write the letters that make up the word in the sound boxes. Write a sentence using the word.










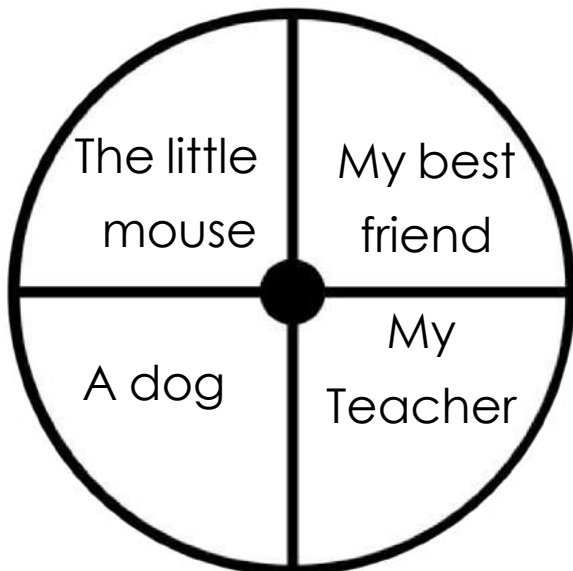




Name: _____

Spin and Write

Directions: Spin both spinners and write a sentence using the subject and predicate. Be creative and write a complete sentence. Use a paperclip and pencil to spin the spinner



1. _____

2. _____

3. _____

4. _____

5. _____

Name: _____

Popsicle Math



Directions: Apply the rule at the top of each popsicle to the numbers on the left. Write the answers on the right. The first one has been done for you.

-5

12	7
7	
19	
10	
16	

-4

15	
10	
5	
9	
14	

+7

7	
12	
5	
10	
9	

+9

9	
5	
10	
3	
8	


-3

18	
9	
17	
20	
15	



Name: _____

Let's Write a Letter!




Directions: Write a letter to a friend about your summer vacation.

_____ Date

_____ Greeting and person's name

(body of the letter)



_____ (closing)

_____ (signature)

Name _____

Least to Greatest



Directions: Roll 2 dice three separate times. Add the dice up and write the sum of each roll in the first 3 boxes. Then write the numbers in order from least to greatest.

Roll #1

Roll #2

Roll #3

Least to Greatest

			_____ , _____ , _____
			_____ , _____ , _____
			_____ , _____ , _____
			_____ , _____ , _____
			_____ , _____ , _____
			_____ , _____ , _____
			_____ , _____ , _____
			_____ , _____ , _____
			_____ , _____ , _____

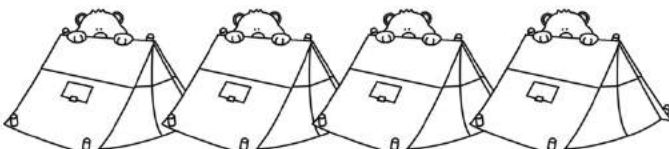



Name _____

Summer Graphing



Directions: Look at the graph below and answer the questions.

Camping Equipment for Troop 12


tents	
flashlights	
sleeping bags	
lanterns	

1. What kind of equipment did they have the most of? _____
2. How many tents were there? _____
3. Which items did they have the least of? _____
4. How many flashlights did they bring? _____
5. How many pieces of equipment did they have altogether? _____
6. How many flashlights and lanterns were there altogether?
_____ + _____ = _____
7. What other piece of camping equipment would you bring?

Name _____

Spin and Graph Contractions

Directions: Use the spinner to spin a contraction. For each spin, color a sun on the graph that matches the contraction. Record which contractions made it to the top 1st, 2nd and 3rd.




Winning Contractions:



1st Place: _____

2nd Place: _____

3rd Place: _____



Name _____

Long Vowel Sounds

(Long o Sounds)




Directions: Look at the picture in each box. Write the letters that make up the word in the sound boxes. Write a sentence using the word.



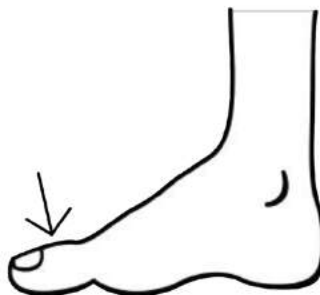
--	--	--	--



--	--	--	--




--	--	--



--	--	--



--	--	--



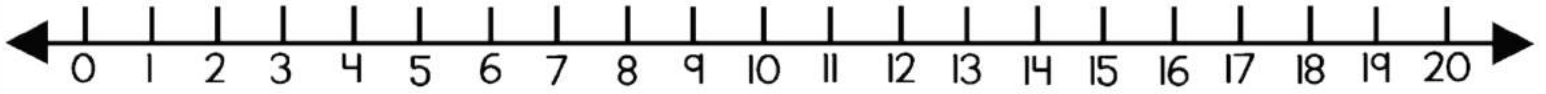
--	--	--	--







Name _____

Directions: Roll a die and solve a problem in the column. Use the number line to help if you need it!

Roll and Solve

Math Facts



$17+3=$	$11-7=$	$10+4=$	$18-9=$	$5+8=$	$10-2=$
$16+2=$	$10-6=$	$8+3=$	$11-9=$	$4+7=$	$9-3=$
$18+1=$	$9-4=$	$16+4=$	$13-10=$	$9+6=$	$8-0=$
$14+5=$	$14-9=$	$6+9=$	$20-6=$	$8+8=$	$9-6=$
$15+3=$	$13-8=$	$6+7=$	$12-4=$	$10+10=$	$18-5=$
$15+2=$	$10-6=$	$5+9=$	$14-7=$	$7+9=$	$11-2=$
$20+0=$	$12-5=$	$7+7=$	$18-10=$	$5+10=$	$12-4=$
					

Name _____

Fix it Up Summer Sentences!



Directions: Read the sentences. Fix the grammar mistakes in each sentence. Rewrite the sentence on the lines in your best handwriting.

1. i took my shovel bucket flip flops to the beach

2. did you bring the hotdogs watermelon and chips


3. watch out there is a raccoon in your tent

4. we caught three small fish two medium fish and one big fish


Name _____

SUMMER TIME!


Directions: Draw hands on the clocks to match the digital time.




7:30




1:30



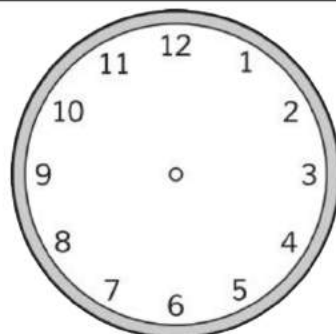
9:30




5:30




10:30




3:30



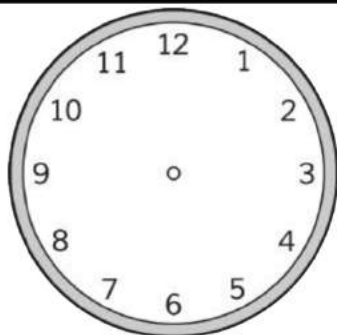
6:30




8:30



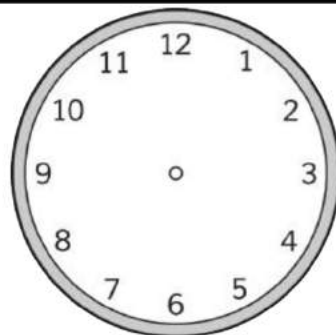
11:30



12:30



4:30







2:30



Name _____

Summer Fact Families

Directions: Write the equations for each fact family.

	$\left. \begin{array}{l} 13^7 \\ 6 \end{array} \right\}$ ____ + ____ = ____ ____ + ____ = ____ ____ - ____ = ____ ____ - ____ = ____		$\left. \begin{array}{l} 16^9 \\ 7 \end{array} \right\}$ ____ + ____ = ____ ____ + ____ = ____ ____ - ____ = ____ ____ - ____ = ____
--	--	---	--

	$\left. \begin{array}{l} 17^9 \\ 8 \end{array} \right\}$ ____ + ____ = ____ ____ + ____ = ____ ____ - ____ = ____ ____ - ____ = ____		$\left. \begin{array}{l} 14^8 \\ 6 \end{array} \right\}$ ____ + ____ = ____ ____ + ____ = ____ ____ - ____ = ____ ____ - ____ = ____
---	--	--	--

	$\left. \begin{array}{l} 12^6 \\ 18 \end{array} \right\}$ ____ + ____ = ____ ____ + ____ = ____ ____ - ____ = ____ ____ - ____ = ____		$\left. \begin{array}{l} 15^8 \\ 7 \end{array} \right\}$ ____ + ____ = ____ ____ + ____ = ____ ____ - ____ = ____ ____ - ____ = ____
--	---	---	--

Name _____

Popsicle Letters!



Directions: Cut out the letters at the bottom of the page. Use the letter tiles to make new words. Write your new words according to the number of letters in each word.

2 Letters


3 Letters

4 Letters

5 Letters

p o p s i c l e s

Name _____



How to... Build a sandcastle



Directions: Write step by step directions on how to build a sandcastle.
Draw pictures to match each step.



First,



Next,



Then,




Finally,

Name _____

Bears in the Camp!

Directions: Read the statements at the bottom of the page.

Write the correct number for each set.



1. Four groups of ten and five ones =
2. Eight groups of ten and nine ones =
3. Seven groups of ten and three ones =
4. Nine groups of ten and nine ones =
5. Six groups of ten and two ones =
6. Five groups of ten and five ones =
7. Three groups of ten and eight ones =
8. One group of ten and zero ones =


Name _____

Summer Items

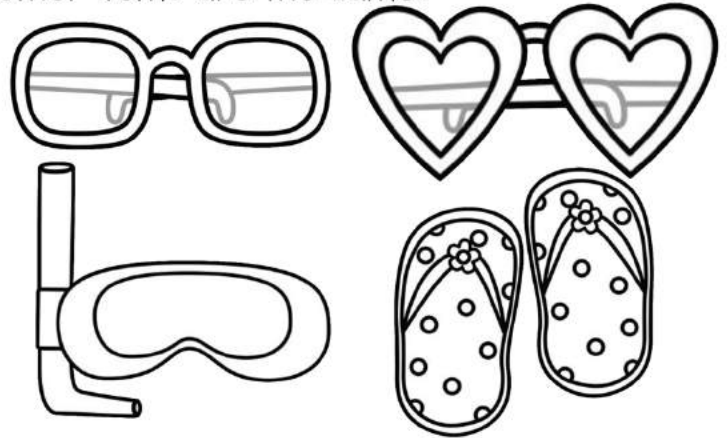


Directions: Look at each set of items and answer the questions.


Which does not belong? Draw an X on the item that does not belong. Tell how the other items are the same.




Which does not belong? Draw an X on the item that does not belong. Tell how the other items are the same.



Which does not belong? Draw an X on the item that does not belong. Tell how the other items are the same.



Which does not belong? Draw an X on the item that does not belong. Tell how the other items are the same.



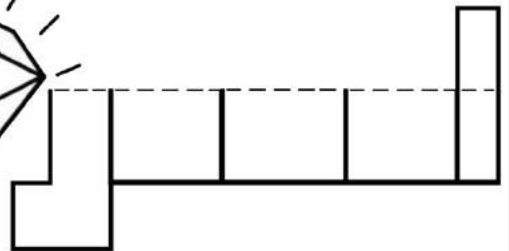
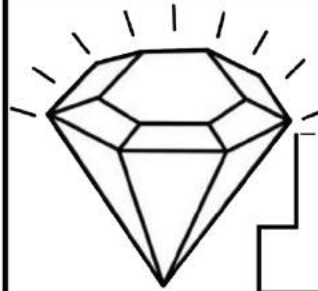
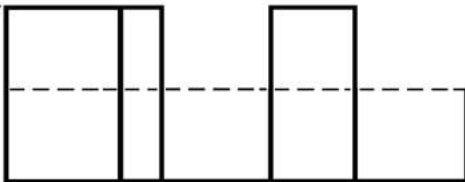
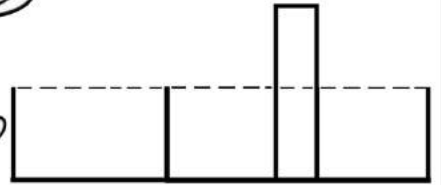

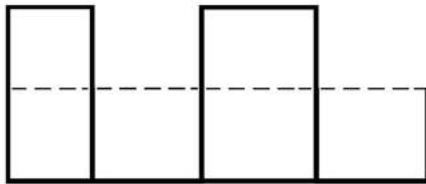

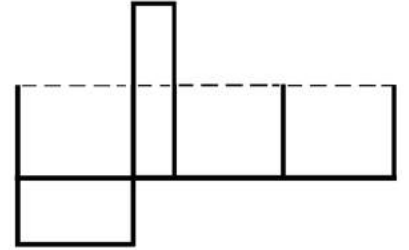
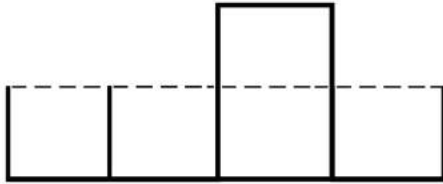
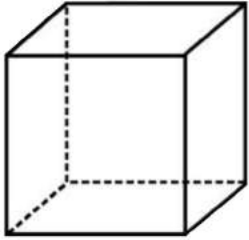
Name _____

Long Vowel Sounds


(Long u Sounds)



Directions: Look at the picture in each box. Write the letters that make up the word in the sound boxes. Write a sentence using the word.



Name _____



ABC Order



Directions: Read the words in each box.
Write them in ABC order.

beach sunglasses bucket
lemonade goggles

1.

2.

3.

4.

5.

sunblock flippers crabs
sandcastle umbrella

1.

2.

3.

4.

5.

camping hotdog fishing
fire tent

1.

2.

3.

4.

5.

flashlight boat lantern
backpack raccoon

1.

2.

3.

4.

5.

Name _____

Number FUN!



Directions: Find the numbers words. Use the word bank to help you.

s	e	v	e	n	t	e	e	n	f
i	f	o	u	r	t	e	e	n	i
x	c	b	r	s	y	l	p	t	f
t	h	i	r	t	e	e	n	w	t
e	h	t	w	e	l	v	e	e	e
e	i	g	h	t	e	e	n	n	e
n	q	h	y	w	z	n	m	t	n
n	i	n	e	t	e	e	n	y	a

Word Bank

eleven
fourteen
twelve
sixteen
nineteen
twenty
thirteen
fifteen
eighteen
seventeen

Odd Number Words

1. _____
2. _____
3. _____
4. _____
5. _____
6. _____


Even Number Words

1. _____
2. _____
3. _____
4. _____
5. _____
6. _____

Name: _____

Nouns, Verbs and Adjectives !

Directions: Cut, paste and sort into the correct columns.



Nouns



Verbs



Adjectives

©Annie Moffatt @ The Moffatt Girls 2014

Directions: Use the nouns, verbs and adjectives to write three complete sentences.

1. _____

2. _____

3. _____

Week 4: Day 3

shell

run

beach

build

dolphin

swim

sun

salty

tall

windy

happy

sandy

make

crab

smile

Name _____

Missing Addends



Directions: Solve each number sentence by adding the missing addend.

$5 + \square = 16$

$\square + 9 = 14$

$\square + 8 = 19$

$8 + \square = 13$

$4 + \square = 20$

$\square + 6 = 18$

$\square + 6 = 19$

$0 + \square = 16$

$7 + \square = 17$

$\square + 1 = 24$

$\square + 4 = 12$

$5 + \square = 12$

$9 + \square = 18$

$\square + 4 = 15$

$\square + 5 = 19$

$9 + \square = 11$

$2 + \square = 20$

$\square + 6 = 19$

$\square + 7 = 14$


$3 + \square = 13$

Name: _____


Summer Shopping

Look at the price tag on each summer item. Color the coins needed to buy the item. On the bottom row, you decide how much each item is worth. Write the price on the tag and color the coins to match the amount.

A dime is 10 cents.



= 10¢




70¢




40¢




50¢




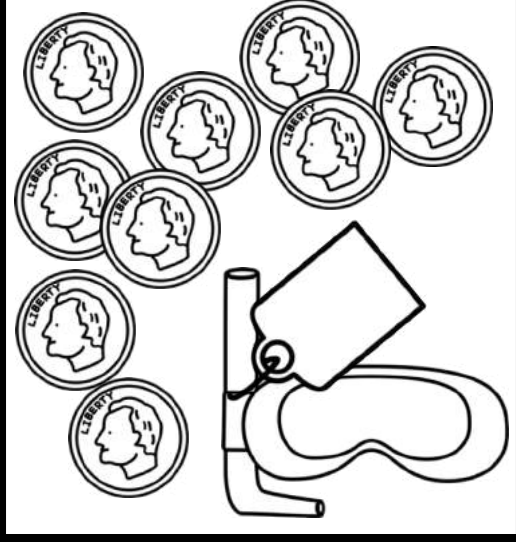

30¢



80¢



60¢




Name _____

Summertime Facts or Opinions



Directions: Read each sentence. Decide if the sentence is a fact or an opinion. Circle the correct choice.

- Fact Opinion 1. The Fourth of July is in the summer.
- Fact Opinion 2. Summer is the best season.
- Fact Opinion 3. The hottest days are in the summer.
- Fact Opinion 4. The weather is nice in the summer.
- Fact Opinion 5. June, July and August are summer months.
- Fact Opinion 6. The beach is the best place to go in the summer.
- Fact Opinion 7. Kids should go to summer school.
- Fact Opinion 8. Fireflies come out in the summer.




Directions: Write one fact and two opinions about summer.

1. _____

2. _____

3. _____



SUMMER

I like summer because...


Name _____




Summer TIME!




Directions: Show or write the time for each clock.




show 1:30




____:____




show 4:30




____:____




show 5:30




____:____




show 7:30




____:____




show 8:30



____:____



show 9:30



____:____

Name: _____

Summer Story Sequencing!

Directions: Put the stories in order from beginning to end. Use the numbers 1-4 to sequence the stories.

- _____ She found a place to pitch her tent.
- _____ Jan went to sleep in her tent.
- _____ Jan arrived at the camp site.
- _____ Jan set up her tent.



- _____ They got out of the canoe.
- _____ Dan and Sally found a canoe.
- _____ They rowed around the lake.
- _____ They got into the canoe.

Directions: Write four out of order sentences. Ask someone to use the numbers 1-4 to sequence your story.



Name _____

Parts of Speech

Directions: Cut and paste the words under the correct parts of speech.

nouns

pronouns

Directions: Use the nouns and/or pronouns to write 3 sentences.

1. _____

2. _____

3. _____

Week 4: Day 5

© Annie Moffatt • The Moffatt Girls 2013

he

us

sister

they

kids

boy

she

girl

people

we

Name _____

Adding and Subtracting



Directions: Solve each set of problems by adding or subtracting. Use the number at the top to add or subtract the remaining numbers.

5	+
6	11
5	10
10	
9	
7	
4	
6	

8	-
6	
7	
5	
1	
2	
8	
3	

10	+
9	
10	
8	
6	
5	
7	
11	



9	-
4	
6	
9	
3	
5	
6	
1	



7	+
9	
10	
15	
8	
7	
12	
14	




14	-
5	
7	
4	
10	
8	
3	
6	

Name _____

Campout Contractions!

Directions: Combine the two words to make a contraction. Write the contraction on the line.



1. does not

2. would not

3. have not

4. is not

5. was not


6. do not

7. has not

8. were not

9. did not

10. had not



Popsicles or Ice Cream?




Do you like popsicles or ice cream better? Why?

Name _____

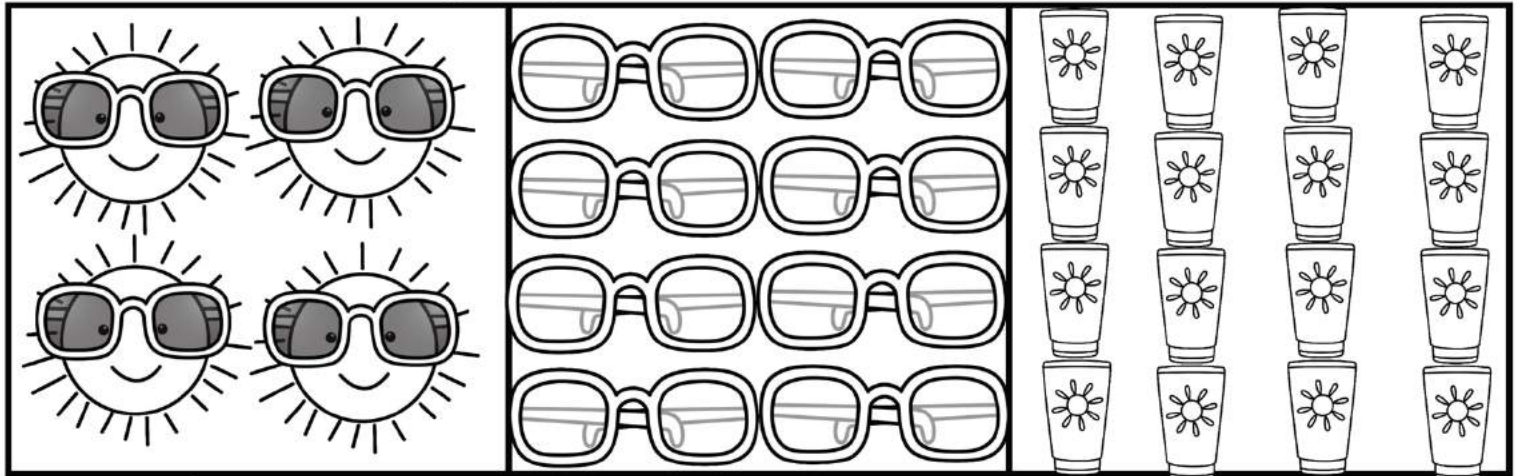
Fractions for Summer



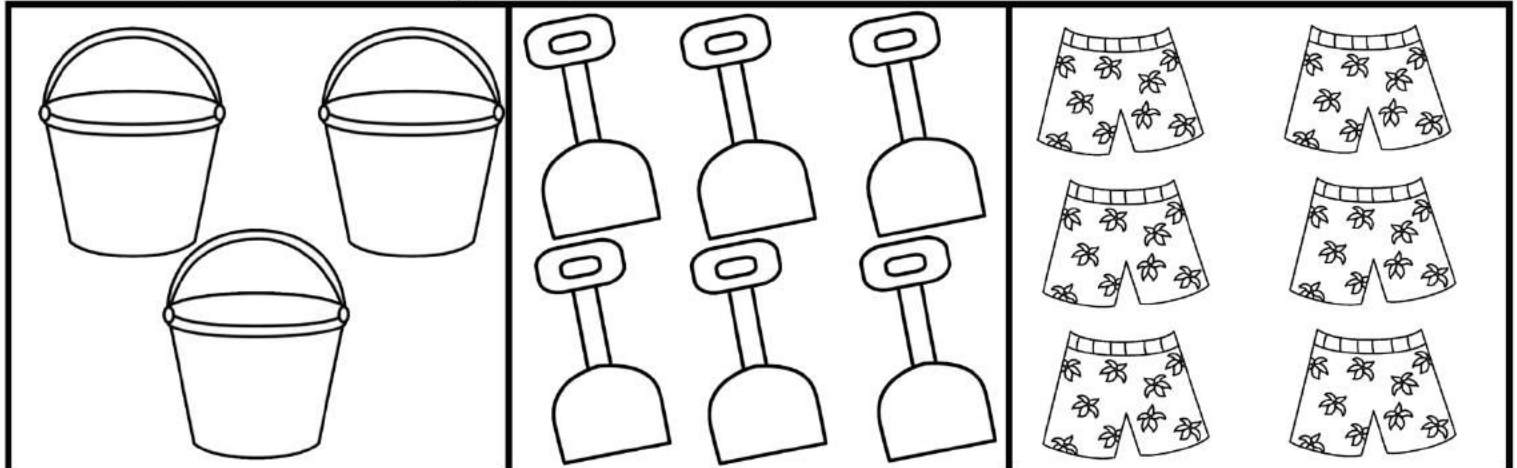
Color $\frac{1}{2}$ of each group of summer items.



Color $\frac{1}{4}$ of each group of summer items.




Color $\frac{1}{3}$ of each group of summer items.



Name _____

SUMMER Addition



Directions: Add the 3 addends and write the sum.

$$\begin{array}{r} 3 \\ 7 \\ +5 \\ \hline \end{array}$$

$$\begin{array}{r} 4 \\ 9 \\ +1 \\ \hline \end{array}$$

$$\begin{array}{r} 9 \\ 1 \\ +5 \\ \hline \end{array}$$

$$\begin{array}{r} 4 \\ 2 \\ +5 \\ \hline \end{array}$$

$$\begin{array}{r} 6 \\ 6 \\ +3 \\ \hline \end{array}$$

$$\begin{array}{r} 8 \\ 2 \\ +7 \\ \hline \end{array}$$

$$\begin{array}{r} 5 \\ 5 \\ +5 \\ \hline \end{array}$$

$$\begin{array}{r} 6 \\ 4 \\ +9 \\ \hline \end{array}$$

$$\begin{array}{r} 5 \\ 3 \\ +7 \\ \hline \end{array}$$

$$\begin{array}{r} 3 \\ 7 \\ +3 \\ \hline \end{array}$$

$$\begin{array}{r} 4 \\ 4 \\ +8 \\ \hline \end{array}$$

$$\begin{array}{r} 7 \\ 7 \\ +1 \\ \hline \end{array}$$

$$\begin{array}{r} 9 \\ 1 \\ +4 \\ \hline \end{array}$$

$$\begin{array}{r} 3 \\ 8 \\ +2 \\ \hline \end{array}$$

$$\begin{array}{r} 4 \\ 8 \\ +2 \\ \hline \end{array}$$

$$\begin{array}{r} 6 \\ 5 \\ +4 \\ \hline \end{array}$$

Name _____

Summer ABC Order

Directions: Cut out the summer words. Put them in ABC order and write the words on the lines.



- 1. _____
- 2. _____
- 3. _____
- 4. _____
- 5. _____
- 6. _____
- 7. _____
- 8. _____

- 9. _____
- 10. _____
- 11. _____
- 12. _____
- 13. _____
- 14. _____
- 15. _____
- 16. _____

- goggles
- bucket
- shovel
- flip flops
- swim
- glasses
- summer
- beach
- flippers
- crab
- shells
- umbrella
- ocean
- lemonade
- towels
- water



Name _____


Multiples of Five



Direction: Read the question in each box.

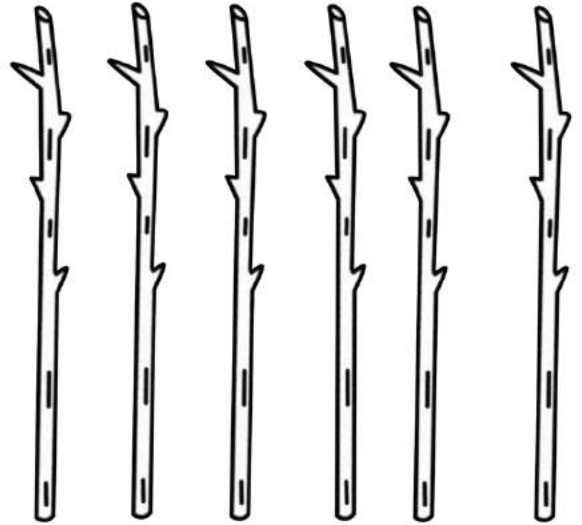
Add your drawings to complete the picture. Answer the questions.

1. Kate had 3 buckets. She had 5 shells in each bucket. How many shells does she have in all?



_____ shells in all

2. Tom had 6 sticks. Each stick has 5 marshmallows. How many marshmallows does Tom have in all?




_____ marshmallows in all

3. Bill had 5 ice cream cones. Each cone had 5 scoops on it. How many scoops does he have in all?



_____ scoops in all

4. Sally saw 4 jars. She put 5 worms in each jar. How many worms did Sally have in all?



_____ worms in all

Name: _____

Summer Shopping



Directions: Look at the price on each item. Color the coins needed to buy the item.
There may be more than one combination.

42¢

27¢

41¢

27¢

17¢

31¢

21¢

51¢

Name: _____

Ice Cream Nouns

Cut out the scoops of ice cream. Glue the scoops that have the correct part of speech to match each ice-cream cone.



Proper Noun

A proper noun names a specific person, place or thing and starts with a capital letter.

paste

paste

paste

paste

Proper Noun



Common Noun

A common noun is a noun that is not capitalized.

paste

paste

paste

paste

Common Noun



dog

fish

Ohio

July

doll

Ms. Smith

Earth

box


Name _____

What's the Time?




Directions: Read the time on each clock. Add the the extra time and draw the hands on the blank clock to show the new time.


$1:00 + 30 \text{ minutes} =$




$7:00 + 2 \text{ hours} =$




$8:00 + 30 \text{ minutes} =$




$2:00 + 1 \text{ hour} =$




$5:00 + 30 \text{ minutes} =$




$9:00 + 3 \text{ hours} =$



$10:00 + 30 \text{ minutes} =$





$11:00 + 5 \text{ hours} =$



Name: _____

Roll, Add and Color

Directions: Roll 3 dice, add them up and color the picture.



Name _____

Months of the Year



Directions: Cut out the months of the year and put them in order.
Write the names of the months of the year in order on the lines below.


- | | |
|----------|-----------|
| 1. _____ | 7. _____ |
| 2. _____ | 8. _____ |
| 3. _____ | 9. _____ |
| 4. _____ | 10. _____ |
| 5. _____ | 11. _____ |
| 6. _____ | 12. _____ |

Direction: Write a sentences or two about one of your favorite months.

March
May
June
December
January
April
August
February
July
September
November
October

Caterific Drawings

Directions: Draw a face on your cat and then write about your cat on the lines below.



Four sets of horizontal writing lines, each consisting of a solid top line, a dashed middle line, and a solid bottom line.

Name: _____

Summer Solutions

Directions: Read the problem. Use the chart to list 5 possible solutions.

Ann had 14 popsicles. Some were orange and some were grape. How many could be orange, and how many could be grape? List 5 possible solutions.



Orange	Grape	Total

White	Brown	Total

Dave collected 20 seashells at the beach. Some seashells were white, and some seashells were brown. How many could be white, and how many could be brown? List 5 possible solutions.



Kate had 20 ice cream cones for her team. Some ice cream cones were chocolate, and some were vanilla. How many could be chocolate and how many could be vanilla? List 5 possible solutions.



Chocolate	Vanilla	Total

Name _____

Scoopin' Up Verb Tenses



Directions: Read the words at the bottom of the page.
Cut and paste them under the correct ice cream scoop.



Present



Future



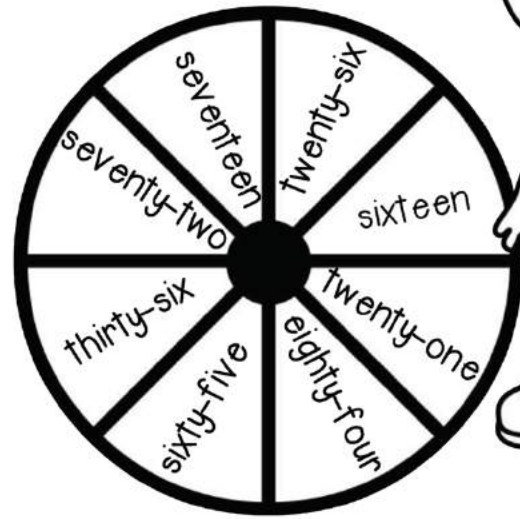

Past

runs	watches	smiles	will swim	will watch
swims	will smile	watched	smiled	hopped
will run	hops	ran	will hop	swam

Name _____

10 More and 10 Less

Directions: Spin the spinner (use a paperclip and pencil) and write the number on the chart. Write the number that is 10 less and 10 more.



10 Less	Number	10 More

10 Less	Number	10 More

Name: _____

Number Riddles



Directions: Read the clues to help you solve the riddle.
Write the answer on the line.

I am thinking of a number.
It is greater than 43.
It is less than 45.
What number is it? _____

I am thinking of a number.
It is less than 10.
It is odd.
It is more than 7.
What number is it? _____

I am thinking of a number.
It is more than 70.
It is less than 80.
It has a 6 in the ones place.
What number is it? _____

I am thinking of a number.
It is less than 80.
It is greater than 70.
It has a 5 in the ones place.
What number is it? _____

I am thinking of a number.
It is less than 20.
It has a 1 in the ones place.
It is greater than 10.
What number is it? _____

I am thinking of a number.
It is less than 30.
It is greater than 20.
It has a 8 in the ones place.
What number is it? _____

I am thinking of a number.
It is greater than 90.
It is less than 100.
It has a 7 in the ones place.
What number is it? _____

I am thinking of a number.
It has a 3 in the tens place.
It has a 0 in the ones place.
What number is it? _____

I am thinking of a number.
It has a 5 in the ones place.
It has a 8 in the tens place.
What number is it? _____

I am thinking of a number.
It has a 4 in the ones place.
It has a 9 in the tens place.
What number is it? _____


Name _____

Summer Line Up

Directions: Look at the children in line.
Read the problems and answer the questions.

Last

First



1. I am the boy who is the tallest. Who am I? _____

2. I am fifth in line. Who am I? _____

3. I am in the middle. Who am I? _____

4. How many children are behind the second person in line?

5. How many children are between Annie and Alex?

6. I am a boy who is eating something cold. It is not an popsicle.
Who am I? _____

7. How many children are in front of Scott? _____

8. I am two children in front of Jane. Who am I? _____

Name _____

TIME to Go Camping



Directions: Read each problem. Answer the questions.

The hikers went to bed at 7:30. The bears went to bed 2 hours later. What time did the bears go to bed?

_____ : _____

Dinner starts at 7:00. Today the campers ate 1 hour early. What time did the campers eat dinner?

_____ : _____

The campers will start fishing at 4:00. They usually fish for 4 hours. What time do they stop fishing?

_____ : _____

Tim started setting up the tent at 2:00. It took him 3 hours. What time did Tim finish setting up the tent?

_____ : _____

The bears get hungry at 6:00. It takes them 1 hour catch to their dinner. What time do the bears eat?

_____ : _____

The raccoons wake the campers up at 5:00. The campers fall back to sleep for 2 more hours. What time do they finally wake up?

_____ : _____

The campers arrived 3 hour late to the camp site. They were supposed to arrive at 3:30. What time did they get there?

_____ : _____

The campers went to chop some wood at 5:30. It took them 2 hours. What time did they finish?


_____ : _____

The campers leave camp at 4:00. It takes them 6 hours to get home. What time did they arrive home?

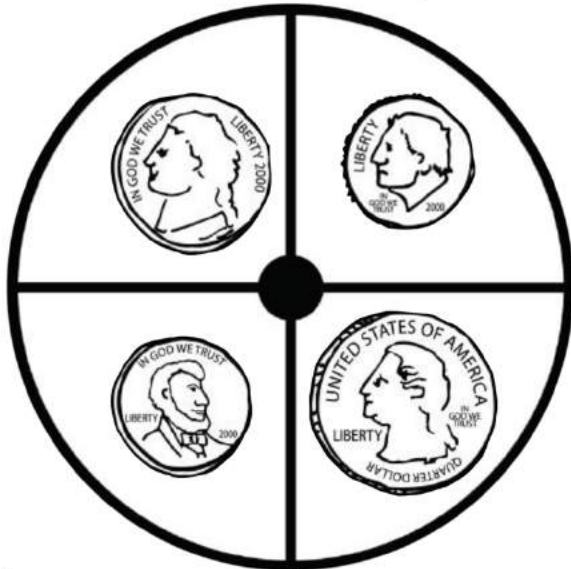
_____ : _____

Name _____

Summer Spinners



Directions: Spin each spinner. Write the amounts and add them up.




Spinner #1 + Spinner #2

Spinner #1 + Spinner #2

_____ ¢ + _____ ¢ = _____	_____ ¢ + _____ ¢ = _____
_____ ¢ + _____ ¢ = _____	_____ ¢ + _____ ¢ = _____
_____ ¢ + _____ ¢ = _____	_____ ¢ + _____ ¢ = _____
_____ ¢ + _____ ¢ = _____	_____ ¢ + _____ ¢ = _____
_____ ¢ + _____ ¢ = _____	_____ ¢ + _____ ¢ = _____
_____ ¢ + _____ ¢ = _____	_____ ¢ + _____ ¢ = _____

Doggerific Drawings

Directions: Draw a face on your dog and then write about your dog on the lines below.

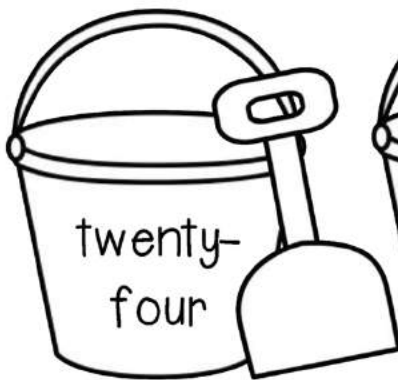


Handwriting practice lines consisting of solid top and bottom lines with a dashed middle line. There are five sets of these lines provided for writing.

Name _____

Number Words

Directions: Read the number words on each bucket and write the number on the shovel. Color the even number buckets red and the odd number buckets yellow.

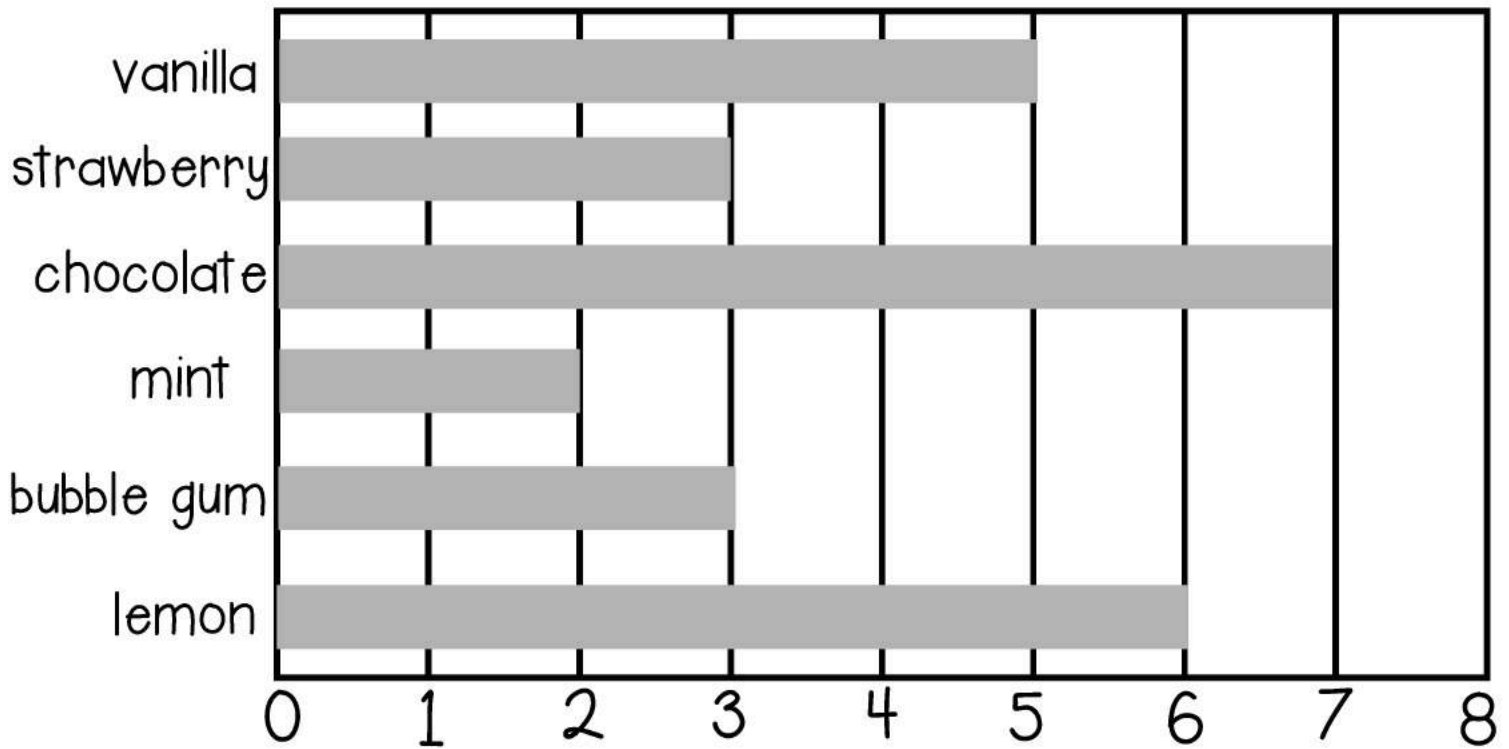


Name _____

Bar Graphing Ice Cream

Directions: The students voted for their favorite ice cream flavor.

Use the bar graph to help you answer the questions below.



1. Which flavor did the students like best?

2. Which flavor was the least favorite?

3. How many children liked mint and lemon?

4. How many more children liked chocolate than strawberry?

5. How many children are in the class?

Name _____

Who is the Tallest?

Directions: Read the clues to help you solve the questions.




Popsicle Clues

Jane is taller than Jim.
Jim is taller than Kate.
Bob is taller than Jane.

1. Who is the tallest? _____
2. Who is the shortest? _____
3. Which kid is the second tallest? _____
4. Which kid is the second shortest? _____

Name _____



Word Problems for Summer



Directions: Solve the word problems. Show your work.

There were 19 hotdogs. The campers ate 12 hotdogs. How many are left?

Show your work:

answer _____

There are 3 boxes of popsicles. Each box has 5 popsicles. How many popsicles in all?

Show your work:

answer _____

There were 18 ice cubes in the lemonade. The hot sun melted some and now there are 11 left. How many ice cubes melted?

Show your work:

answer _____

John had 20 shells in his bucket. He gave 6 to Susie. How many shells does he have left?

Show your work:

answer _____

There were 9 marshmallows on the table. Mom put 12 more on the table. How many marshmallows are on the table now?

Show your work:

answer _____

There were 6 buckets. Each bucket had 4 crabs. How many crabs in all?

Show your work:

answer _____


Name _____


Double Digit Lemonade Addition (no regrouping)




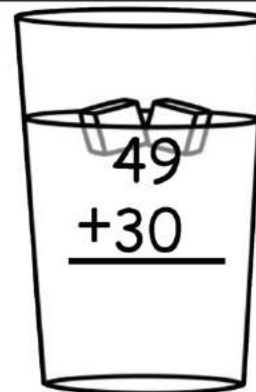
Directions: Find the sums.


© Annie Moffatt • The Moffatt Girls 2013


$$\begin{array}{r} 18 \\ +21 \\ \hline \end{array}$$



$$\begin{array}{r} 31 \\ +16 \\ \hline \end{array}$$


$$\begin{array}{r} 10 \\ +38 \\ \hline \end{array}$$


$$\begin{array}{r} 49 \\ +30 \\ \hline \end{array}$$



$$\begin{array}{r} 67 \\ +32 \\ \hline \end{array}$$



$$\begin{array}{r} 28 \\ +50 \\ \hline \end{array}$$



$$\begin{array}{r} 12 \\ +12 \\ \hline \end{array}$$

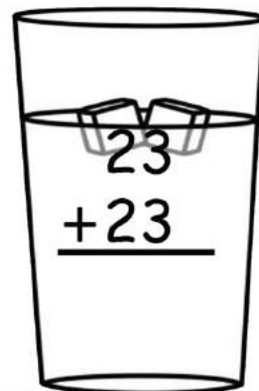

$$\begin{array}{r} 62 \\ +23 \\ \hline \end{array}$$

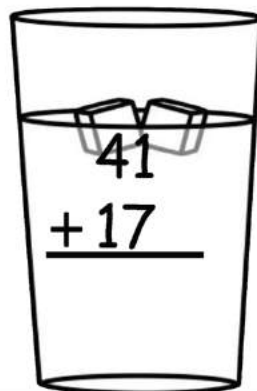

$$\begin{array}{r} 34 \\ +44 \\ \hline \end{array}$$


$$\begin{array}{r} 80 \\ + 11 \\ \hline \end{array}$$



$$\begin{array}{r} 17 \\ + 32 \\ \hline \end{array}$$


$$\begin{array}{r} 65 \\ + 30 \\ \hline \end{array}$$


$$\begin{array}{r} 23 \\ +23 \\ \hline \end{array}$$


$$\begin{array}{r} 41 \\ +17 \\ \hline \end{array}$$



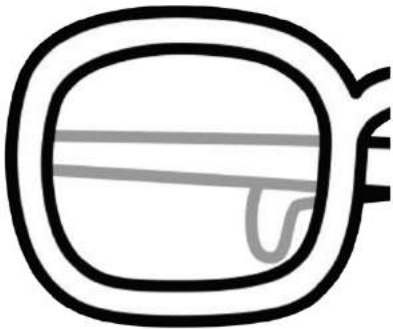
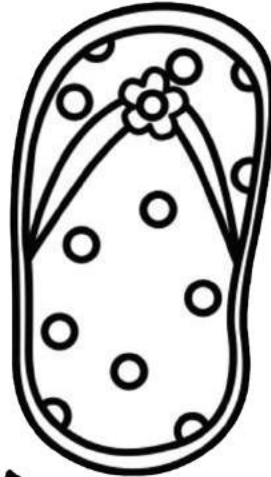

$$\begin{array}{r} 72 \\ + 13 \\ \hline \end{array}$$


$$\begin{array}{r} 15 \\ +34 \\ \hline \end{array}$$

Name _____

Summer Symmetry

Directions: Look at each picture. Make it symmetrical by drawing the other half.



Name _____

Double Digit Addition!

No Regrouping

Directions: Solve the problems.
Remember to add the ones first!



1.
$$\begin{array}{r} 23 \\ + 50 \\ \hline \end{array}$$

2.
$$\begin{array}{r} 73 \\ + 14 \\ \hline \end{array}$$

3.
$$\begin{array}{r} 40 \\ + 55 \\ \hline \end{array}$$

4.
$$\begin{array}{r} 24 \\ + 54 \\ \hline \end{array}$$

5.
$$\begin{array}{r} 62 \\ + 16 \\ \hline \end{array}$$

6.
$$\begin{array}{r} 18 \\ + 30 \\ \hline \end{array}$$

7.
$$\begin{array}{r} 28 \\ + 11 \\ \hline \end{array}$$

8.
$$\begin{array}{r} 25 \\ + 10 \\ \hline \end{array}$$

9.
$$\begin{array}{r} 45 \\ + 54 \\ \hline \end{array}$$

10.
$$\begin{array}{r} 10 \\ + 70 \\ \hline \end{array}$$

11.
$$\begin{array}{r} 30 \\ + 5 \\ \hline \end{array}$$

12.
$$\begin{array}{r} 43 \\ + 22 \\ \hline \end{array}$$

13.
$$\begin{array}{r} 36 \\ + 43 \\ \hline \end{array}$$

14.
$$\begin{array}{r} 13 \\ + 31 \\ \hline \end{array}$$





15.
$$\begin{array}{r} 25 \\ + 33 \\ \hline \end{array}$$

16.
$$\begin{array}{r} 73 \\ + 15 \\ \hline \end{array}$$

Name: _____

Big Brothers

Directions: Find the names of each brother by reading the clues.
Write their names below the pictures on the line.




Greg is between Sam and Ben.
Ben is last.
Joe is the tallest.

Name _____



Summer Sentences

Directions: Fix each sentence and rewrite it in your best handwriting. Remember to start with a capital letter and end with the correct punctuation.



1. i like summer

2. do you like to eat popsicles when it is hot

3. we go camping during summer vacation

4. it is too hot to go outside


5. did you build a sandcastle today

6. i caught a fish

Name _____

Colorful Popsicles

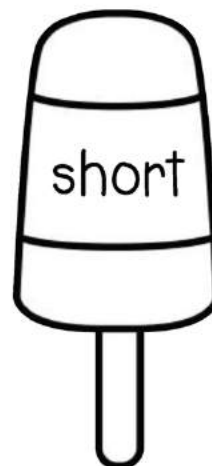

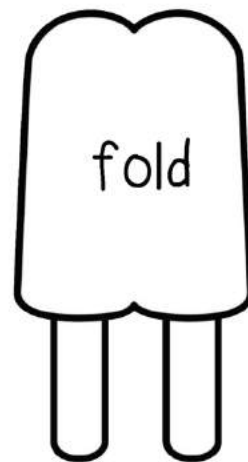

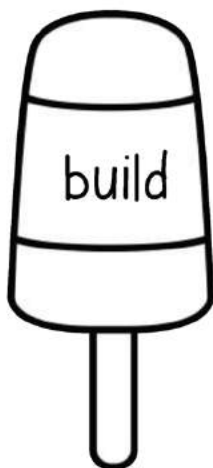



Color Code

Nouns =  red

Verbs =  purple

Adjectives =  orange

Directions: Read the words on each popsicle and use the color code to color the popsicles.



Name _____

Double Digit Popsicles

Directions: Solve the 2 digit subtraction problems. No regrouping.

58
- 32

69
- 21

45
- 20

87
- 64

88
- 26

65
- 11

39
- 10

56
- 31

76
- 15

99
- 24

75
- 22

93
- 11

23
- 12

44
- 40

97
- 77

45
- 24

57
- 35

46
- 36

23
- 22

69
- 32



after

1st Grade



again

1st Grade



an

1st Grade



any

1st Grade



ask

1st Grade



as

1st Grade



by

1st Grade



could

1st Grade



every

1st Grade



fly

1st Grade



from

1st Grade



give

1st Grade



going

1st Grade



had

1st Grade



has

1st Grade



her

1st Grade



him

1st Grade



his

1st Grade



how

1st Grade



just

1st Grade



know

1st Grade



let

1st Grade



live

1st Grade



may

1st Grade



of

1st Grade



old

1st Grade



once

1st Grade



open

1st Grade



over

1st Grade



put

1st Grade



round

1st Grade



some

1st Grade



stop

1st Grade



take

1st Grade



thank

1st Grade



them

1st Grade



then

1st Grade



think

1st Grade



walk

1st Grade



were


1st Grade




when

1st Grade

© Annie Moffatt @ The Moffatt Girls



My Summer Reading Log





Keep track of the books that you read over the summer.

Bring it to your new teacher next school year!

Name: _____

Date:	Title:	Number of minutes read:	Parent notes and signature:



SUMMER REVIEW

© Annie Moffatt @ The Moffatt Girls 2013-Revised May 2014

Thank you so much for downloading Summer Review NO PREP packet for 1st Grade! This NO PREP packet is designed to help maintain many 1st Grade standards and help prepare students for 2nd Grade.

It is my sincere hope that you enjoy this product and find it helpful! If you have any questions regarding this product, please do not hesitate to contact me.

Annie Moffatt

themoffattgirls@gmail.com

If you like this packet, you may also like the some of our other NO PREP packets:



Graphics and fonts from the following:



Summer Review Packet

1st Grade

© Annie Moffatt @ The Moffatt Girls 2013

Terms of Use:

All rights reserved. Purchase of this item entitles the purchaser the right to reproduce the pages in limited quantities for classroom use only. Duplication for an entire school, an entire school system or commercial purposes is strictly forbidden without written permission from the author. Copying any part of this product and placing it on the internet in any form (even a personal/classroom website) is strictly forbidden and is a violation of the Digital Millennium Copyright Act (DMCA). These items will be located by Google and traced back to the publishing site.

It is my sincere hope that you enjoy this product and find it helpful! If you have any questions regarding this product, please do not hesitate to contact me.

Annie Moffatt

themoffattgirls@gmail.com